

Main Feature

1. High switching current up to 20A in small size.
2. Low power consumption; AC/DC coil available.
3. Proper insulation distance with 5,000VAC dielectric strength.
4. UL Class F insulation available.
5. In accordance with IEC 60335-1 and IEC 60730-1.
6. Halogen Free series available.
7. Comply with RoHS and REACH regulations



Contact Rating

Load Type	EZ (DM/DB)	EZ (D)	EZ (AM/AB)	EZ (A)
Rated Load (Resistive)	16A 250 VAC	16A 250 VAC	16A 250 VAC	16A 250 VAC
	20A 120 VAC	20A 120 VAC	20A 120 VAC	20A 120 VAC
	16A 30VDC	16A 30VDC	16A 30VDC	16A 30VDC
Contact capacity	5 FLA /30 LRA 250 VAC	5 FLA /30 LRA 250 VAC	5 FLA /30 LRA 250 VAC	5 FLA /30 LRA 250 VAC
	1/2 HP 250VAC	1/2 HP 250VAC	1/2 HP 250VAC	1/2 HP 250VAC
	Pilot Duty B300/C300	Pilot Duty B300/C300	Pilot Duty B300/C300	Pilot Duty B300/C300
Rated Carrying Current	20A	20A	20A	20A
Max. Allowable Voltage	AC: 250V	AC: 250V	AC: 250V	AC: 250V
	DC: 300V	DC: 300V	DC: 300V	DC: 300V
Max. Allowable Current	20A	20A	20A	20A
Max. Allowable Power Force	4,000VA	4,000VA	4,000VA	4,000VA
	480W	480W	480W	480W
Contact Material	Ag Alloy	Ag Alloy	Ag Alloy	Ag Alloy
Contact Form	SPST	SPDT	SPST	SPDT

Max Allowable Voltage: 300VDC@0.3A

Application

Cooking Appliance, Audio Equipment, Domestic Appliance and Controlling Equipment...etc.

Performance (at Initial Value)

- Contact Resistance 100 mΩ Max. @1A,6VDC
- Operate Time 12mSec. Max.
- Release Time 8 mSec. Max.
- Dielectric Strength:
 - Between Coil & Contact..... 5,000VAC at 50/60 Hz for one minute
 - Between Contacts 1,000VAC at 50/60 Hz for one minute
- Surge Strength 10,000V (between coil & contact 1.2x50μSec.)
- Insulation Resistance100MΩ Min.at 500VDC
- Max. On/Off Switching:
 - Electrical 6 Cycles per Minute
 - Mechanical 300 Cycles per Minute
- Temperature Range -40~+85 °C
- Humidity Range 45~85% RH.
- Coil Temperature Rise 30 °C Max.

- Vibration:
 - Endurance 10 to 55 Hz dual amplitude width 1.5 mm
 - Error Operation 10 to 55 Hz dual amplitude width 1.5mm
- Shock:
 - Endurance 1,000 m/S²
 - Error Operation 100 m/S²
- Life Expectancy:
 - Electrical 10⁵ Operations at Rated Resistive Load
 - Mechanical 10⁷ Operations at No load condition
- Weight.....About 12.5 g

Accessories & Sockets

- PI-50BE..... See Page 179
- PI-50BE/3..... See Page 179
- PI-50-0 See Page 181

Safety Standard & File Number

- UL & C-UL.....E141060
- TÜV.....R50008955
- VDE.....40009648
- CQC.....02001002513

Coil Specification (at 20 °C)

Coil Sensitivity	Nominal Voltage (VAC/VDC)	Nominal Current (mA)		Coil Resistance ($\Omega \pm 10\%$)	Power Consumption (DC: W; AC: VA)		Pull-In Voltage	Drop-Out Voltage	Maximum Allowable Voltage
		50HZ	60HZ		50HZ	60HZ			
EZ DC Coil	6	66.7		90	Abt. 0.40		80% Maximum	5% Minimum	130%
	9	44.6		202					
	12	33.3		360					
	15	26.6		560					
	18	22.3		810					
	24	16.7		1,440					
	48	8.7		5,520					
	60	8.2		7,340					
	110	4.1		26,530					
EZ AC Coil	24	29.75	25.35	350	0.71	0.61	30% Minimum		
	115	7.65	6.3	8,100	0.88	0.73			
	230	3.42	2.72	32,500	0.79	0.63			

Ordering Information

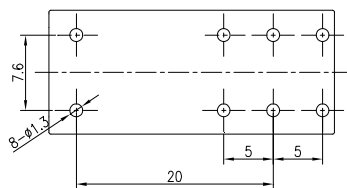
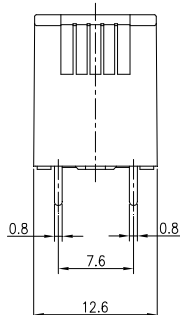
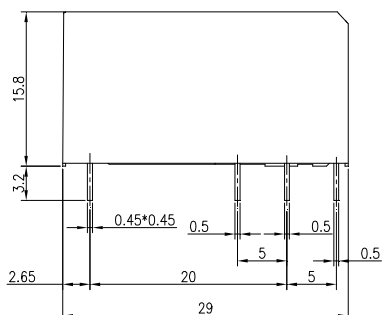
EZ - SS - 1 12 D M - G F

Insulation System:	Nil: Standard Class F: Class F
Contact Material:	Nil: AgNi G: AgNi Gilded O: AgNi Plated N: AgSnO ₂ S: AgSnO ₂ Gilded C: AgCdO
Contact Form:	Nil: One Form C M: One Form A B: One Form B
Coil Type:	D: Standard DC A: Standard AC
Coil Voltage:	VDC (06: 6V, 09: 9V, 12: 12V, 15: 15V, 18: 18V, 24: 24V, 48: 48V, 60: 60V, 110: 110V) VAC (24: 24V, 115: 115V, 230: 230V)
Number of Pole:	1: One Pole
Type of Sealing:	SS: RT II Flux Proofed SH: RT III Wash Tight
Type:	EZ

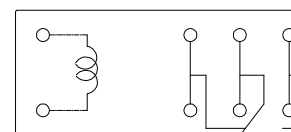
Classification

Model	EZ					
	DC Coil			AC Coil		
Contact Form	1C	1A	1B	1C	1A	1B
Flux Proofed	EZ-SS-1□□□D	EZ-SS-1□□□DM	EZ-SS-1□□□DB	EZ-SS-1□□□A	EZ-SS-1□□□AM	EZ-SS-1□□□AB
Wash Tight	EZ-SH-1□□□D	EZ-SH-1□□□DM	EZ-SH-1□□□DB	EZ-SH-1□□□A	EZ-SH-1□□□AM	EZ-SH-1□□□AB

Dimension ($\leq 5\text{mm} \pm 0.2\text{mm}$, $> 5\text{mm} \pm 0.3\text{mm}$, the tolerance of PCB thru hole: $+0.1\text{mm}$)

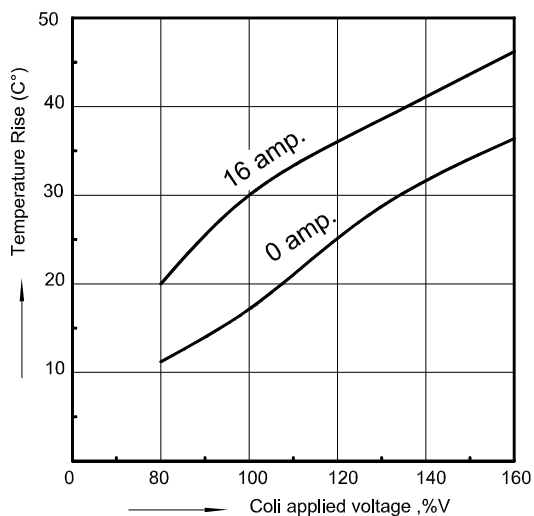


P.C.B. Layout

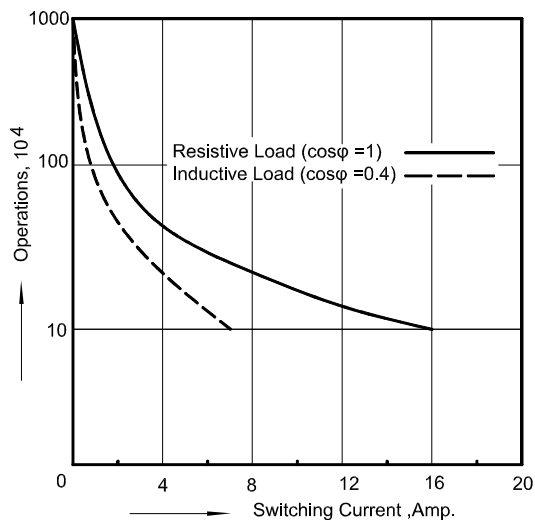


Bottom View

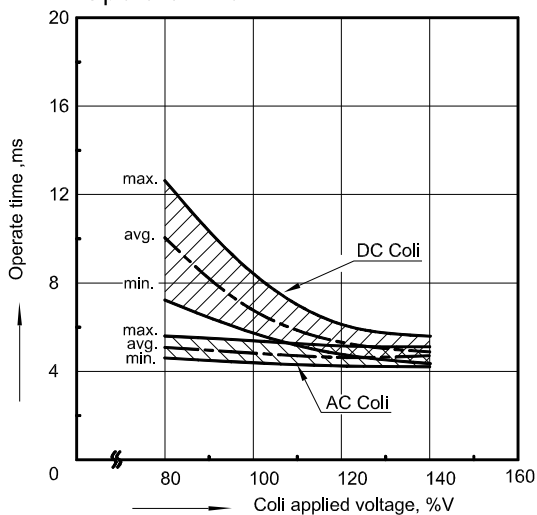
Temperature Rise (at 85°C)



Endurance



Operate time



Release time

